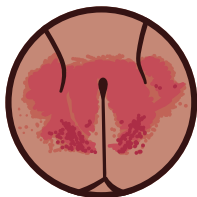


# Diaper rash

## What is diaper rash?

- It happens when the skin is damaged from contact with urine (pee) or stool (poop).
- It is very common in infants and toddlers.

## Symptoms of diaper rash



Skin inside diapers (genitals, buttocks, thighs) is red, pink and itchy with spots, blisters or sores



Spots, blisters or sores may sometimes ooze clear or bloody fluid



Baby may cry when you try to change a dirty diaper



## How to prevent diaper rash



Change the diaper when you notice it is dirty



Wash the skin with warm water, a soft cloth and mild soap



Dry the skin with a soft dry cloth or air dry, then apply a clean diaper



You can apply ointment to prevent diaper rash


## How to treat diaper rash

- Talk to the health-care provider if you think your child has diaper rash.
- After cleaning the skin leave the diaper off until baby's skin is dry.
- Put a thick layer of zinc oxide ointment or petroleum jelly onto the skin.
- Clean the skin and change the diaper as soon as it is dirty.


## Go back to the clinic if:



Your child has a fever



The rash is spreading or worse



The rash is not getting better after 3 days

For more information, contact your health-care provider.